

# D2L Overview for Learners

This guide will explain the basic elements of your course in D2L Brightspace (Desire2Learn) and how to access them. We have a quick [video overview](#) too.

## Table of Contents

Basic Course Navigation.....	1
Assignments.....	3
Quizzes .....	3
Discussions .....	4
Need Help? .....	5
D2L Support via Phone.....	5
D2L Support via Self-Help.....	5
D2L Help Chat .....	5

## Basic Course Navigation

In general, courses should be configured in a similar manner; however, please ask your instructor to provide a tour of the D2L course and how they will use features. They are required to do this so do not be shy.

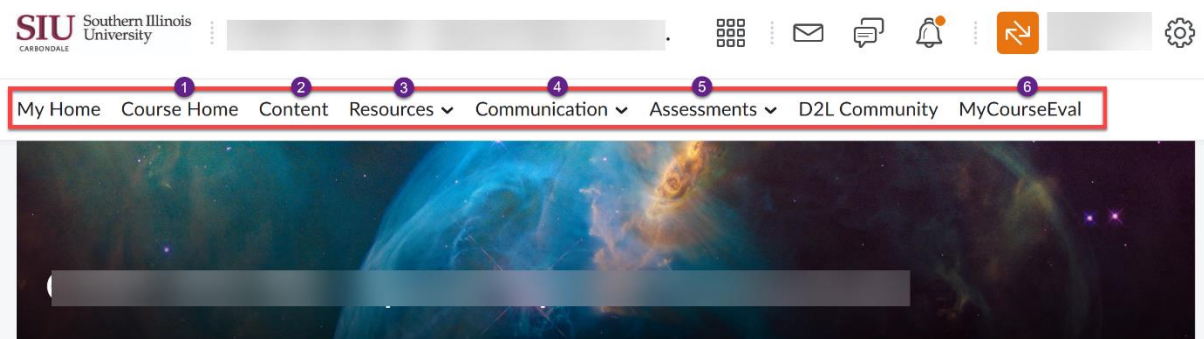


Figure 1 D2L Menu Bar

1. **Course Home** will take you back to the course landing page where you will find announcements, and other resources.
2. **Content** dropdown menu brings you to course materials like the syllabus, lecture videos and reading assignments.

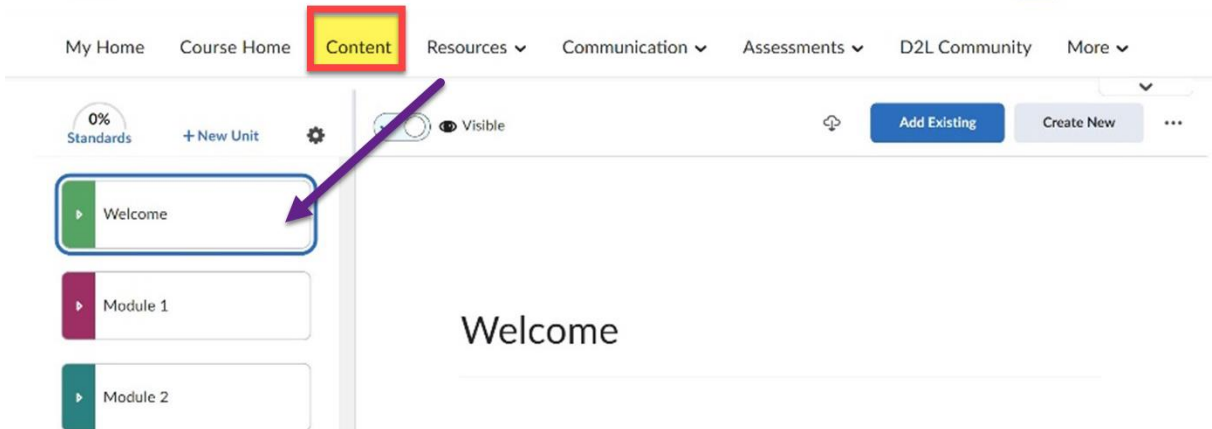


Figure 2 Content in D2L

3. **Resources** dropdown menu allows you to access the course **Calendar** and any **Checklists** that your instructor may have created.
4. **Communication** dropdown menu brings you to tools to communicate with others in your course. Obtain your classmates email from the **Classlist**, participate in online **Discussions**, or access group information from within **Groups**.
5. **Assessments** dropdown menu shows you tools like **Assignments** where you can submit papers and **Quizzes** where you can take online quizzes and tests. There is also **Grades** where you can view your grades and **Awards** where you can view course awards that you have earned.
6. **MyCourseEval**, will take you to the course evaluation tool. You will receive a notification when the course evaluation is available. This is an important step to complete as it assists with continuous improvements within the course.

This [YouTube video](#) that also provides an overview. Click thumbnail to watch.



## Assignments

You can access assignments from the top menu bar by clicking **Assessment** and then clicking **Assignments**. You will then see a list of your assignments for the course. Underneath the assignment title, there may be date restrictions – open or close dates and times show the availability for that assignment.

Assignments [Help](#)

[View History](#)


Assignment	Completion Status	Score	Evaluation Status
No Category			
<a href="#">Module 1 Assignment</a> Due on Jul 15, 2023 11:59 PM	1 Submission, 1 File	24 / 25 - A	Feedback: Unread
<a href="#">Midterm Paper for Module 1 and 2</a> Due on Aug 7, 2023 11:59 PM	Not Submitted	- / 100	
<a href="#">Group 2: Group Assignments</a>  Due on Aug 26, 2023 11:59 PM	Not Submitted	- / 100	

Figure 3 Assignments in D2L

## Quizzes

You can access quizzes from the top menu bar by clicking **Assessment** and then click **Quizzes**. The main screen will indicate the numbers of attempts you have, the time limit and the date the quiz will be available.

Quiz List [Help](#)

Current Quizzes	Evaluation Status	Attempts
<a href="#">Syllabus Quiz</a> ▼		0 / 1
<a href="#">Unit 1 Quiz</a> ▼		0 / 1
<a href="#">Unit 2 Quiz</a> ▼		0 / 1
<a href="#">Midterm</a> ▼		0 / 1



Figure 4 Quizzes in D2L

Note that once you click “submit” the quiz is considered completed and that will count as one attempt.

## Discussions

You can access discussions from the communication drop down in the top menu bar. Discussions are organized with this structure:

- Forum – The top of our organizational structure. Your instructor will organize topics within the forums.
- Topic – The actual question, or discussion topic. Within topics are where you and your instructor will interact.
- Thread – These are the actual conversations on the discussion topic. You will respond to the topic by starting a thread.
- Reply – Responding to an existing thread creates a “reply.”

[Discussions List](#) > [View Topic](#)  

# Questions and discussion ▾

[★ Subscribe](#)

Ask any course-related questions here that might be useful to others. Anyone can contribute, but I will monitor and answer as well. Also, feel free to discuss topics or add other sources of information that you found interesting that might help others better understand a topic.

[Start a New Thread](#)

Filter by: [All Threads](#) ▾

There are no threads in this topic.

Figure 5 D2L Discussion

## Need Help?

### D2L Support via Phone

- If your issue is related to D2L (e.g., quizzes, videos)
  - Call 618-453-2258 and select Option 1.
  - This is the 24-Hour D2L Support Center available to SIUC students and instructors.

### D2L Support via Self-Help

- You can also access the D2L Community from the D2L Navigation Bar.
- You will need to create a D2L Community account ([Instructions](#)).

### D2L Help Chat

- Locate the “D2L Help Widget” typically in the bottom-right corner of the screen.
- Type your issue in the chat box.
- The chatbot will help you find a solution.

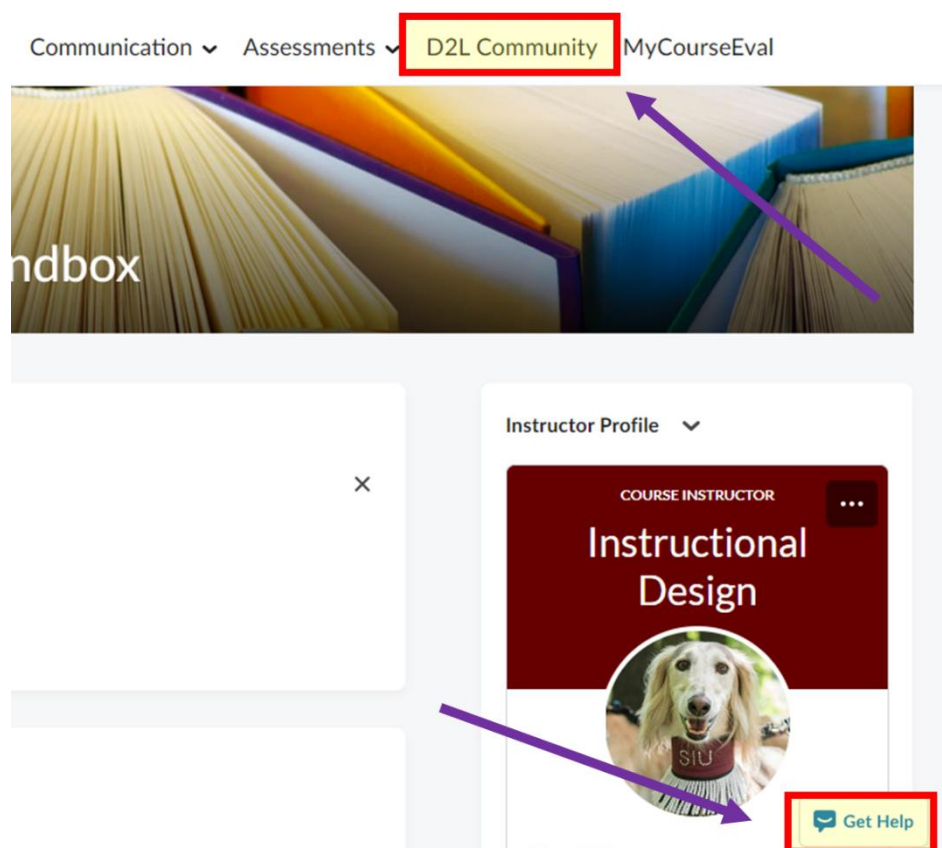


Figure 6 D2L Support Options